
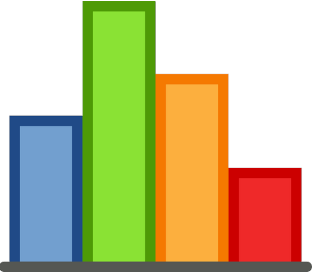



Optional eLearning Activities

Grades Kindergarten, 1 and 2

Math

Friday, April 10 th	Monday, April 13 th
<p>Family Favorites</p> <ul style="list-style-type: none"> • Think of a question to ask your family. Give three or four answer choices. You can ask about favorite lunches, sports, colors, hobbies, or something else. • Write down your family's answers. Show your data in a bar or picture graph. Ask and answer questions about the data, such as: <ul style="list-style-type: none"> ○ How many people like blue best? ○ How many people like pizza better than burgers? ○ What even numbers do you see in your data? • Think about your question and data. Are you surprised by any of the answers you heard? Have you learned anything about your family? <div style="display: flex; justify-content: space-around; align-items: center; margin-top: 20px;">   </div>	<p>Graph the Sky!</p> <ul style="list-style-type: none"> • When you wake up in the morning, look at the sky. • Write down the time and the number of clouds you see. • Count the clouds again at lunchtime and again after dinner. • Make a graph to show the data from all three times. • Think about these questions: <ul style="list-style-type: none"> ○ When were there more clouds or fewer clouds? ○ Why do you think that the number of clouds changed? <div style="text-align: center; margin-top: 20px;">  </div>